

Overview - Public Entities Quarterly Reporting

Approved receipts

147.8

48.9%

Approved spending

147.8

45.8%

Surplus/(deficit)

(Blank)

- ☐ R billion
- ☒ R million
- ☐ R thousand

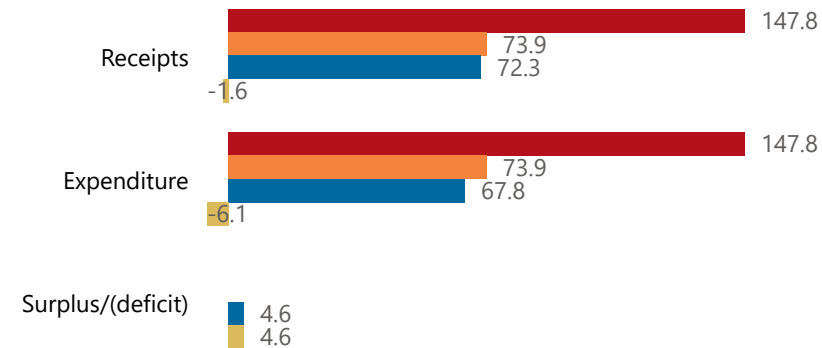


national treasury

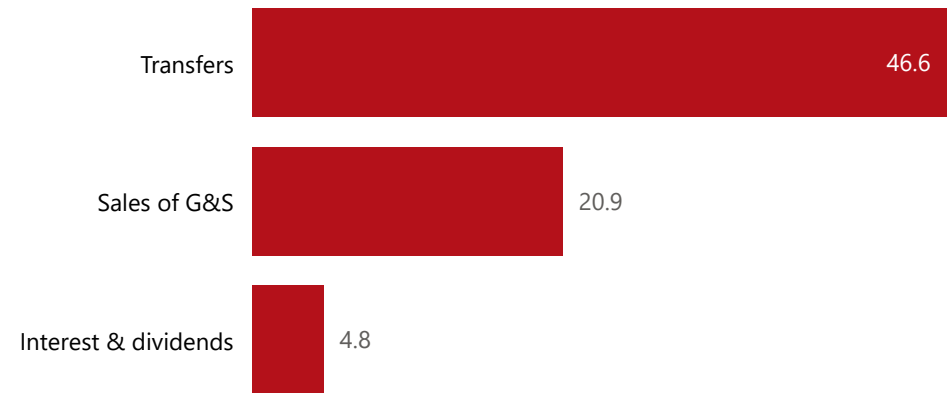
Department:
National Treasury
REPUBLIC OF SOUTH AFRICA

Consolidation

● Approved ● Forecast ● YTD ● Variance



Composition of receipts



Quarter

2

Cluster

All

Department

Higher Education and Training

Entity

South African Qualifications Authority

Composition of spending



Functional grouping



Spending by PFMA schedule



Public Entities Receipts

Approved sales of G&S

50.6

41.3%

Approved transfers

93.2

50.0%



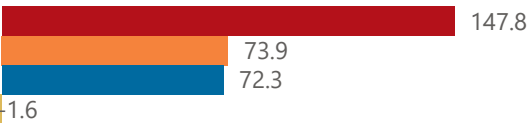
national treasury

Department:
National Treasury
REPUBLIC OF SOUTH AFRICA

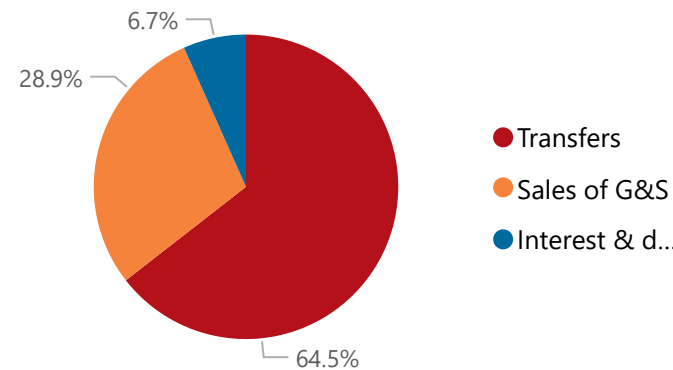
- ☐ R billion
- ☒ R million
- ☐ R thousand

Actual vs Forecast

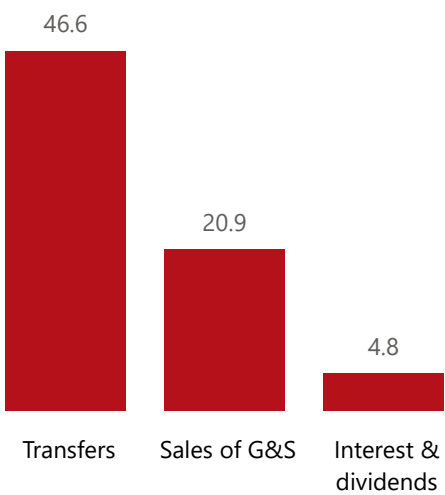
● Approved ● Forecast ● YTD ● Variance



Composition of receipts



Top 5 Receipts



Quarter

2

Cluster

All

Department

Higher Education and Training

Entity

South African Qualifications Authority

Top 5 Transfers



Departme... transfers

Receipts

Level 3	Approved	YTD	% YTD
Transfers	93.2	46.6	64.5%
Sales of G&S	50.6	20.9	28.9%
Interest & dividends	4.0	4.8	6.7%
Total	147.8	72.3	100.0%

Top 10 Entities


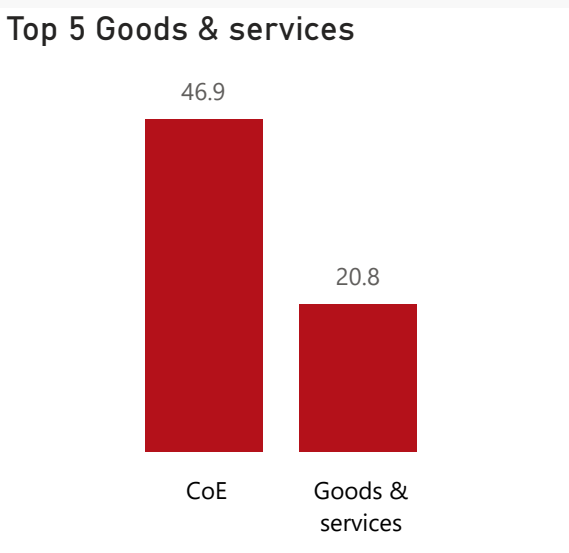
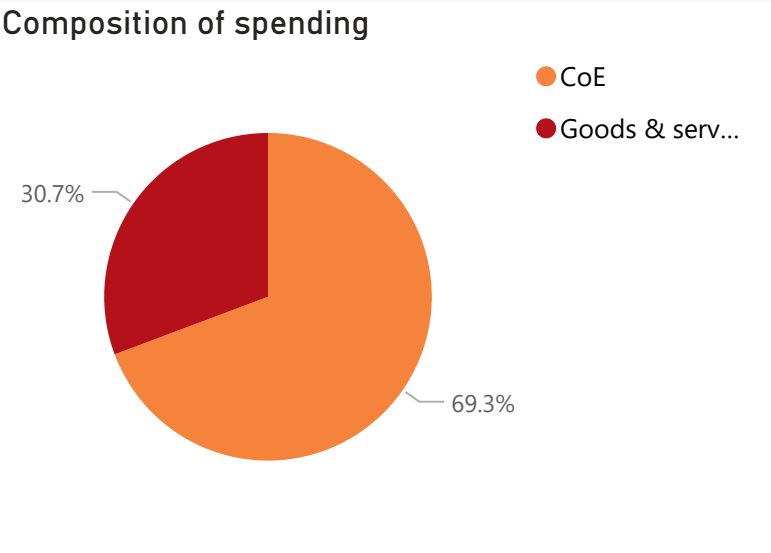
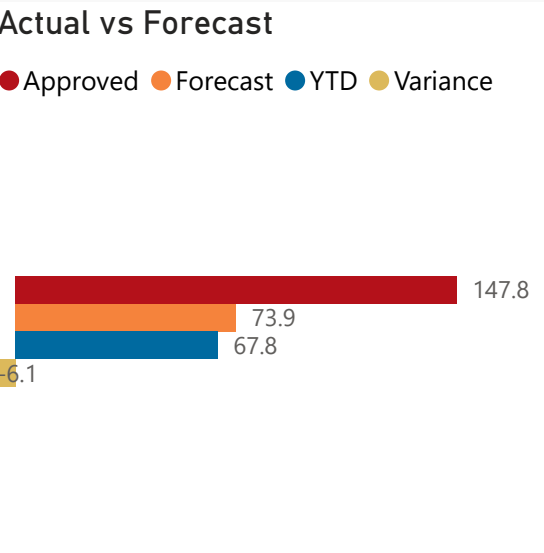
South African Qualifications Authority



72.3

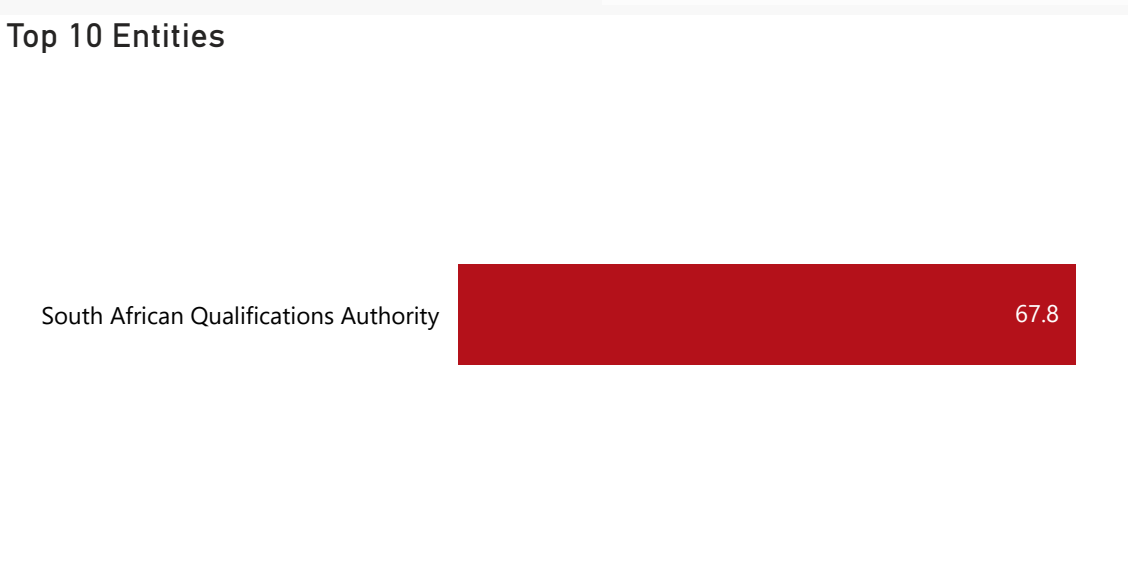
Public Entities Spending

Approved CoE	Approved G&S	Approved transfers
86.554.3%	61.333.9%	295.648.9%



Spending

Level 3	Approved	YTD	% YTD
CoE	86.5	46.9	69.3%
Goods & services	61.3	20.8	30.7%
Total	147.8	67.8	100.0%



☐ R billion
☒ R million
☐ R thousand

Quarter

2

Cluster

All

Department

Higher Education and Training

Entity

South African Qualifications Authority